



# Continuation of Learning Resource Pack for Parents

## **Year 1**

March 2020

# Mosaic Jewish Primary School

## Continuation of learning Plan

### Maths Tasks - Mathletics

Children to complete **4 tasks** a day that have been set by the teachers.

Children may complete other activities too including live mathletics.

### Topic Tasks - Purple Mash

Children to complete **2 tasks** a day that have been set by the teachers.

Children may complete other activities too on Purple Mash, don't forget to save this.

## Year 1

### Offline tasks

ART: Young Artists Summer Show Royal Academy. Create a masterpiece! Find out more and enter: [roy.ac/youngartists](http://roy.ac/youngartists)

Science: Can you make a box garden using a shoe box? Think about all the wild plants you have been looking at. Make these plants out of paper or any other resources at home.

### Phonics Play

[www.phonicsplay.co.uk/](http://www.phonicsplay.co.uk/)

Complete **1 letter** sound a day.

See instruction below.

### Reading tasks – Reading Eggs

Children to complete **1 reading task** each day set by the teacher.

Children may complete other activities too.

## Websites for learning

### General

[www.twinkl.co.uk](http://www.twinkl.co.uk) – Parent login for 1 month free access to resources  
[www.kahoot.com/](http://www.kahoot.com/)

### English/phonics

[www.readingeggs.co.uk](http://www.readingeggs.co.uk)  
[www.youtube.com/user/breakthruchris](http://www.youtube.com/user/breakthruchris)  
[www.teachyourmonstertoread.com](http://www.teachyourmonstertoread.com)  
[www.learnenglishkids.britishcouncil.org](http://www.learnenglishkids.britishcouncil.org)  
[www.onceuponapicture.co.uk/](http://www.onceuponapicture.co.uk/)  
[www.topmarks.co.uk/english-games/7-11-years/spelling-and-grammar](http://www.topmarks.co.uk/english-games/7-11-years/spelling-and-grammar)

### Maths

[www.login.mathletics.com](http://www.login.mathletics.com)  
[www.topmarks.co.uk/](http://www.topmarks.co.uk/)  
[www.mathszone.co.uk](http://www.mathszone.co.uk)  
<https://www.mathsisfun.com/>  
<http://www.amathsdictionaryforkids.com/>  
[www.sumdog.com](http://www.sumdog.com)  
[www.nrich.maths.org/](http://www.nrich.maths.org/)

### Topic


[www.purplemash.com](http://www.purplemash.com)  
[www.explorify.wellcome.ac.uk](http://www.explorify.wellcome.ac.uk)  
[https://www.safesearchkids.com/wikipedia-for-kids/#.Xmuv\\_iWnwIQ](https://www.safesearchkids.com/wikipedia-for-kids/#.Xmuv_iWnwIQ)  
<https://www.dkfindout.com/uk/>  
<https://www.bbc.co.uk/bitesize/primary>  
<https://www.bbc.co.uk/teach/supermovers>  
<https://scratch.mit.edu/>

***NB – Websites highlighted in yellow are the schools online learning platforms.***

## Seesaw

### Math Work

Show what you know in math



1. Open Seesaw



2. Tap the add +



3. Take a photo



4. Use the draw tool



5. Tap the mic and explain



6. Add to your journal

### Reading Fluency

Document reading fluency by reading a page from a book



0:08 / 0:35



1. Open Seesaw



2. Tap the add +



3. Take a photo of a page from a book




4. Tap the mic and read



5. Add to your journal

## Writer's Workshop

Share your writing and read aloud



1. Open Seesaw



2. Tap the add +



3. Take a photo of your writing



4. Tap the mic and read



5. Add to your journal

## Experiment Recap

Document steps and discoveries of an experiment



In this experiment, we tested to see what happens when we mix 1 part vinegar with 2 parts food coloring. We used one beaker, one test tube, 1 cup of vinegar and 2 tubes of food coloring. To begin, we made sure our surface was clean and all materials in the experiment were measured out.



1. Open Seesaw



2. Tap the add +



3. Take a photo



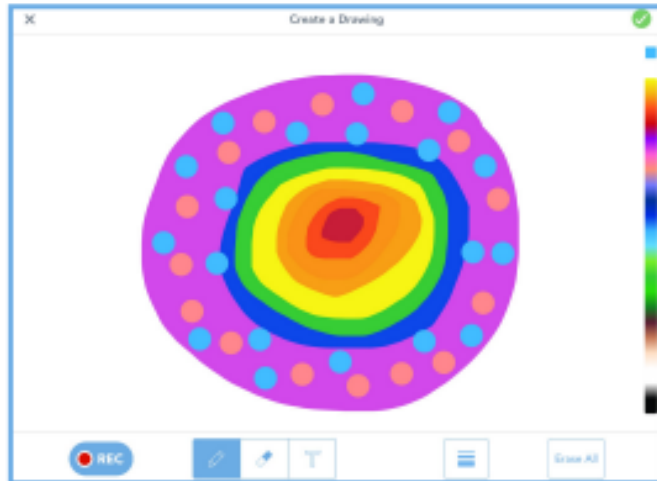
4. Tap the T button to label parts of your photo



5. Add to your journal

## Create a Drawing

Create artwork with Seesaw drawing tools



1. Open Seesaw



2. Tap the add +



3. Use the draw tool



4. Add to your journal

## Create with Materials

Share your artwork and tell about it



1. Open Seesaw



2. Tap the add +



3. Take a photo



4. Tap the mic and share what you made



5. Add to your journal



## Phonics Play

[www.phonicsplay.co.uk](http://www.phonicsplay.co.uk)

### Step 1



### Step 2



Click phase 2 and move to phase 3 once complete

### Step 3



Children to select one of the two

### Step 4



### Step 5



Click on the correct phase and play



## Step 6

Select GPCs to work on

**Phase 2**

Set 1 (s a t p) plus Set 2

+i +n +m +d

Set 1 & 2 plus Set 3

+g +o +c/+k

Set 1 - 3 plus Set 4

+ck +e +u +r

Set 1 - 4 plus Set 5

+h +b +f/ff +l/ll +ss

Enter your own words

Revise all Phase 2

Back

Select a different letter sound each day until you have completed them all.

## Step 7

Get Coin 0

Back

Click to start