



Continuation of Learning Resource Pack for Parents

Year 2

March 2020

Mosaic Jewish Primary School

Continuation of learning Plan

Maths Tasks - Mathletics

Children to complete **4 tasks** a day that have been set by the teachers.

Children may complete other activities too including live mathletics.

Topic Tasks - Purple Mash

Children to complete **2 tasks** a day that have been set by the teachers.

Children may complete other activities too on Purple Mash, don't forget to save this.

Year 2

Offline tasks

Children to complete 1 task about their learning from the current term.

- Make a powerpoint about the difference between children's rights now and those during the Victorian times
- Create a self-portrait saying what your own rights are
- Do a video or a written piece stating how children's rights may change in the future
- Write a poem (in any poetic style) about children's rights and their importance

This can be uploaded to SEESAW.

Reading tasks – Reading Eggs

Children to complete 2 tasks, one phonics activity and one reading activity.

Children may complete other activities too.

Websites for learning

General

www.twinkl.co.uk – Parent login for 1 month free access to resources
www.kahoot.com/

English/phonics

www.readingeggs.co.uk
www.youtube.com/user/breakthruchris
www.teachyourmonstertoread.com
www.learnenglishkids.britishcouncil.org
www.onceuponapicture.co.uk/
www.topmarks.co.uk/english-games/7-11-years/spelling-and-grammar

Maths

www.login.mathletics.com
www.topmarks.co.uk/
www.mathszone.co.uk
<https://www.mathsisfun.com/>
<http://www.amathsdictionaryforkids.com/>
www.sumdog.com
www.nrich.maths.org/

Topic


www.purplemash.com
www.explorify.wellcome.ac.uk
https://www.safesearchkids.com/wikipedia-for-kids/#.Xmuv_iWnwIQ
<https://www.dkfindout.com/uk/>
<https://www.bbc.co.uk/bitesize/primary>
<https://www.bbc.co.uk/teach/supermovers>
<https://scratch.mit.edu/>

NB – Websites highlighted in yellow are the schools online learning platforms.

Seesaw

Math Work

Show what you know in math



1. Open Seesaw



2. Tap the add +



3. Take a photo



4. Use the draw tool



5. Tap the mic and explain



6. Add to your journal

Reading Fluency

Document reading fluency by reading a page from a book



1. Open Seesaw



2. Tap the add +



3. Take a photo of a page from a book




4. Tap the mic and read



5. Add to your journal

Writer's Workshop

Share your writing and read aloud



1. Open Seesaw



2. Tap the add +



3. Take a photo of your writing



4. Tap the mic and read



5. Add to your journal

Experiment Recap

Document steps and discoveries of an experiment



In this experiment, we tested to see what happens when we mix 1 part vinegar with 2 parts food coloring. We used one beaker, one test tube, 1 cup of vinegar and 2 tubes of food coloring. To begin, we made sure our surface was clean and all materials in the experiment were measured out.



1. Open Seesaw



2. Tap the add +



3. Take a photo



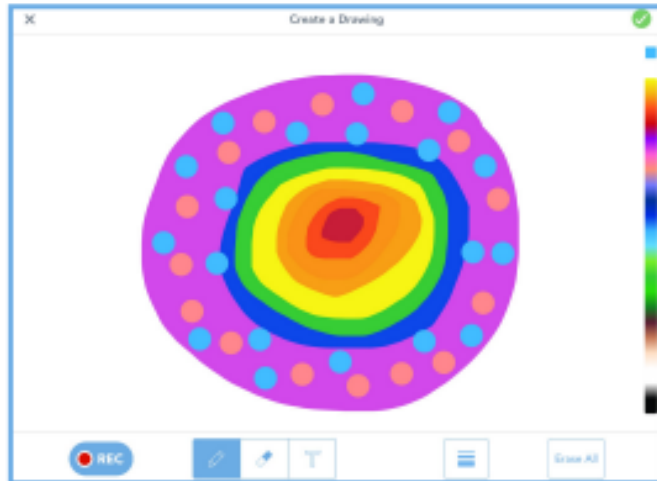
4. Tap the T button to label parts of your photo



5. Add to your journal

Create a Drawing

Create artwork with Seesaw drawing tools



1. Open Seesaw



2. Tap the add +



3. Use the draw tool



4. Add to your journal

Create with Materials

Share your artwork and tell about it



1. Open Seesaw



2. Tap the add +



3. Take a photo



4. Tap the mic and share what you made



5. Add to your journal